



THE IMPOSSIBLY EARLY GALAXY PROBLEM

CHARLES. L. STEINHARDT^{1,2}, PETER CAPAK^{1,2}, DAN MASTERS^{1,2}, AND JOSH S. SPEAGLE^{2,3,4}

¹California Institute of Technology, MC 105-24, 1200 East California Blvd., Pasadena, CA 91125, USA

²Infrared Processing and Analysis Center, California Institute of Technology, MC 100-22, 770 South Wilson Ave., Pasadena, CA 91125, USA

³Harvard University Department of Astronomy, 60 Garden St., MS 46, Cambridge, MA 02138, USA

⁴Kavli Institute for the Physics and Mathematics of the universe, Kashiwanoha 5-1-5, Kashiwa-shi, Chiba-ken, 277-0882, Japan

Received 2015 June 3; accepted 2016 April 8; published 2016 June 6

ABSTRACT

The current hierarchical merging paradigm and Λ CDM predict that the $z \sim 4 - 8$ universe should be a time in which the most massive galaxies are transitioning from their initial halo assembly to the later baryonic evolution seen in star-forming galaxies and quasars. However, no evidence of this transition has been found in many high-redshift galaxy surveys including CFHTLS, Cosmic Assembly Near-infrared Deep Extragalactic Survey (CANDELS), and Spitzer Large Area Survey with Hyper-Suprime-Cam (SPLASH), which were the first studies to probe the high-mass end at these redshifts. Indeed, if halo mass to stellar mass ratios estimated at lower-redshift continue to $z \sim 6 - 8$, CANDELS and SPLASH report several orders of magnitude more $M \sim 10^{12-13} M_{\odot}$ halos than is possible to have been formed by those redshifts, implying that these massive galaxies formed impossibly early. We consider various systematics in the stellar synthesis models used to estimate physical parameters and possible galaxy formation scenarios in an effort to reconcile observation with theory. Although known uncertainties can greatly reduce the disparity between recent observations and cold dark matter merger simulations, there remains considerable tension with current theory even if taking the most conservative view of the observations.

Key words: dark matter – galaxies: evolution – galaxies: formation

1. INTRODUCTION

Current theory predicts that galaxies begin their existence as tiny density fluctuations, with overdense regions collapsing into virialized protogalaxies, and eventually assemble gas and dust into stars and black holes. Although the details of these later stages of assembly continue to present a difficult theoretical problem, there is a broad consensus on the mass and redshift distribution of halos produced through an initial collapse and hierarchical merging (Sheth et al. 2001; Springel et al. 2005; Vogelsberger et al. 2014a). For any specific model, including the consensus hierarchical merging model with $w = -1$ dark energy and without exotic dark matter, the halo-mass function is straightforward to calculate. The predicted halo-mass function is also potentially a sensitive probe of the effects of dark matter and dark energy, with warm dark matter models inhibiting halo formation (Lovell et al. 2014) and $w > -1$ dark energy models allowing earlier massive halo formation (O’Hara et al. 2006; Gladders et al. 2007). The consensus of these models is a rapid evolution in the density of massive halos at $z > 4$ that should be observationally evident in galaxy luminosity and mass functions.

Until recently, observations of the highest-redshift galaxies were limited to a small number of massive individual galaxies and quasars at $z > 6$ (e.g., Fontana et al. 2006; Mortlock et al. 2011). The recent advent of high redshift surveys—including the Cosmic Assembly Near-infrared Deep Extragalactic Survey (CANDELS; Grogin et al. 2011; Koekemoer 2011) and the Spitzer Large Area Survey with Hyper-Suprime-Cam (SPLASH; P. Capak et al. 2016, in preparation)—allows us to probe the galaxy luminosity and mass functions, and thus the corresponding halo-mass function, across a range of masses from $z = 4 - 8$. SPLASH has the broad sky coverage required to measure the number density of relatively rare, massive galaxies, while CANDELS is a deeper survey over a smaller area that is more suited to finding lower-mass galaxies.

A range of work has estimated halo masses for $z > 4$ galaxies and noted the tension between the expected evolution of the halo-mass function and the galaxy luminosity and mass function (e.g., Hildebrandt et al. 2009; Lee et al. 2012; Caputi et al. 2015; Finkelstein et al. 2015). Here we assemble this previous work and update it with more recent measurements of the galaxy luminosity function, our knowledge of the $z > 4$ galaxy population, and stellar synthesis models. We begin by showing that the rapid evolution of the high-mass end of the halo-mass function at $z \sim 4 - 8$ allows the rare, most luminous, and/or massive galaxies in large surveys to provide stringent constraints on galaxy evolution in the hierarchical merging paradigm. The most straightforward prediction comes from the mass and number density of the most massive halos that have formed as a function of redshift. Furthermore, the consensus Λ CDM model combined with our understanding of galaxy evolution also predicts a sharp drop in the number density of high-luminosity galaxies at fixed L and a rapid decline in the luminosity of massive galaxies at fixed number density toward high redshift. The details of this rapid evolution, if observed, will be sensitive to the baryonic physics of early star formation and Λ CDM models.

In Section 2, we show that the most luminous high redshift galaxies apparently lie in halos that are too massive to have formed via hierarchical merging by those redshifts. In Section 3 we show that the physical properties of high-mass galaxies rely on several scaling relations derived at lower redshift; thus it is natural to believe they were inferred correctly. However, because this result relies heavily upon assumptions about the halo-mass to light ratio, we develop alternative tests of hierarchical merging based directly on luminosity functions that allow us to control for systematic errors. Using these tests, in Section 4, we show that high-luminosity galaxies do not exhibit the rapid evolution in number density at fixed L expected from hierarchical merging. We also discuss the expected conversion between luminosity

and halo mass, showing that an implausibly sharp evolution in M_{Halo}/L would be required for consistency with theoretical predictions. Several ways of altering galaxy formation models in order to produce these “impossibly early galaxies” are considered in Section 5. We consider the implications of these disagreements in Section 6.

This work uses a $(h, \Omega_m, \Omega_\Lambda) = (0.704, 0.272, 0.728)$ cosmology (Planck Collaboration et al. 2015) throughout. Unless otherwise specified, mass to light ratios refer to rest-frame UV wavelengths.

2. THE EARLIEST GALAXIES AND THEIR HALOS

In the consensus Λ CDM model, the high-mass end of the predicted halo-mass function changes rapidly between $z \sim 8 - 4$, with halos containing the most massive galaxies typically virializing toward $z = 4$ (e.g., Sheth et al. 2001). The timespan of 0.9 Gyr over this redshift range means that we likely observe these galaxies within at most a few dynamical times of their initial assembly. Because galaxies are expected to form after their halos assemble, the number density of massive systems and its redshift evolution can provide a good probe of the initial formation of their dark matter halos. The broad redshift range over a relatively small amount of time allows for more precise cosmic epoch measurements than are easily obtainable at lower redshift.

However, at these high redshifts there are a limited number of tools available for estimating halo masses. The most robust are galaxy clustering-based methods that infer the halo masses from the spatial distribution of galaxies (e.g., Hildebrandt et al. 2009; Lee et al. 2012). Clustering methods have the advantage of not requiring assumptions about the physical properties of the galaxies, but they must also assume a model for the dark matter from simulations.

Other methods rely on a relationship between luminosity or stellar masses estimated from template fitting (cf. Ilbert et al. 2013) to infer halo masses. Abundance matching (e.g., Finkelstein et al. 2015) ties a key feature of a luminosity or mass function, such as the knee of the luminosity function, to a feature halo-mass function, then matches the galaxy density and the dark matter halo density to derive halo masses. The main shortcoming of this method is that it reproduces the halo-mass function by definition and is sensitive to the point at which the two functions are tied together. Finally, one can assume a luminosity or stellar mass to dark matter mass ratio measured at lower redshifts where better estimators of dark matter are available (Leauthaud et al. 2012).

In the past, only a handful of $z > 4$ galaxies were known, which is far too few to estimate the corresponding halo-mass function using any of these methods. However, recent infrared observations by the CANDELS collaboration (Duncan et al. 2014; Grazian et al. 2015) and SPLASH (Steinhardt et al. 2014) provide a much larger sample of high redshift galaxies with stellar mass estimates, and can now be used to estimate the halo-mass function at $z \sim 6 - 8$.

A subset of these halo-mass function measurements is compiled in Figure 1, using three different techniques depending upon the type of observation used. For points derived using a clustering analysis (triangles), the halo-mass function is measured as a direct result of the technique, and we report the derived halo mass and number density. For points derived using photometric spectral energy distribution (SED) template fitting, the best-fit inferred stellar mass function is to

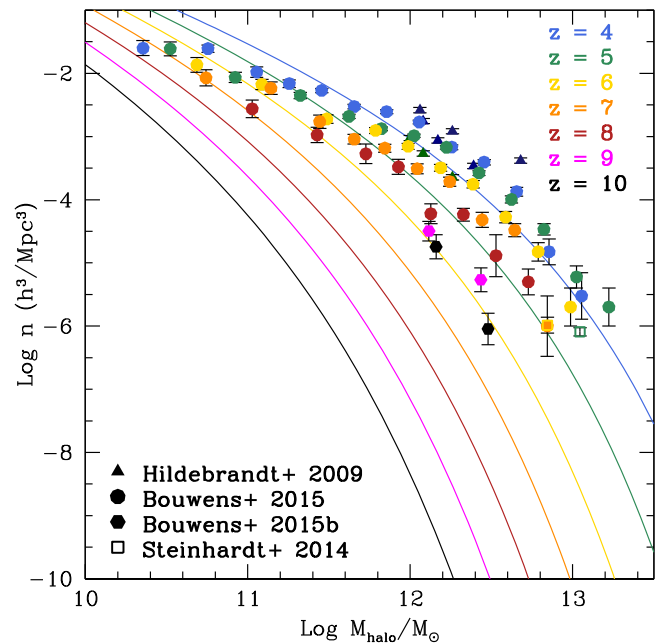


Figure 1. Theoretical halo number density as a function of halo mass and redshift (Sheth et al. 2001; Murrayge et al. 2013) for the most massive halos at $4 < z < 10$ (shown as solid lines, with redder colors at higher redshift) compared with observational number densities of estimated halo masses corresponding to observed star-forming galaxies at similar redshifts. Halo masses are estimated using clustering (triangle), stellar masses converted to halo masses using the low-redshift scaling ratio $M_H/M_* \sim 70$ (square), and UV luminosities converted to halo masses using ratios determined by lower-redshift abundance matching (circle), as described in Section 2, for an overall $M_H/M_* \approx 120L_{\text{UV}}/L_\odot$. These methods give self-consistent number densities that disagree with theoretical expectations. We discuss these methods and possible sources of error in more detail in Section 3.

convert to halo mass using $M_H/M_* \sim 70$ derived at lower redshift (cf. Leauthaud et al. 2012). Finally, for UV luminosity functions, the monochromatic UV luminosity is converted to stellar mass using the mean stellar-mass to light ratio derived from abundance matching at $z = 4$, where clustering analysis is also available, then to a halo mass using $M_H/M_* \sim 70$. The overall conversion is $M_H/M_* \approx 120L_{\text{UV}}/L_\odot$.

A subset of these halo-mass function measurements is compiled in Figure 1, showing the large and diverging disagreement between the theoretical and observational evolution of the halo-mass function at high redshift. We compare them with theoretical halo-mass functions estimated using Sheth et al. (2001), as provided by HMFcalc (Murrayge et al. 2013). Specifically, we find that observational halo-mass function estimates correspond to a higher number density of massive halos than should have been able to form through the rapid collapse and evolution of rare, highly overdense regions (Figure 1).

One possible explanation is that the M_H/L_{UV} ratio in massive galaxies sharply decreases at $z > 4$, leading to overestimated halo masses for high redshift galaxies. If so, we might hope that this rapid evolution should be evident from other measured properties of the galaxy population. In Section 3, we use scaling relations to probe this possibility and find that this rapid evolution is not observed.

3. HIGH-REDSHIFT GALAXIES APPEAR “NORMAL”

We have shown that there appears to be a sharp conflict between the halo-mass function inferred from observations at

$z \sim 4 - 8$ and the theoretical production of halos in the early universe. We term this the *impossibly early* galaxy problem. However, many of these estimates critically depend on galaxy SED templates and scaling relations derived at lower redshift. As a result, the possibility that these assumptions have broken down by $z \sim 4 - 8$ is a major concern (cf. Conroy et al. 2009; Schaerer & de Barros 2010; Lee et al. 2012; Stark et al. 2013; Speagle et al. 2014); such a breakdown would provide an easy solution to the impossibly early galaxy problem.

Lower-redshift galaxies are much more robustly understood and follow several trends and scaling relations, both at fixed redshift and in their redshift evolution. A good test of whether high redshift galaxies are truly similar to low-redshift galaxies, as has been strongly assumed, is to check whether they lie on the high-redshift extrapolation of this behavior. As summarized below, we find that early, high-redshift galaxies appear to be “normal,” including the most massive early galaxies that provide the sharpest disagreement with theoretical halo production.

Over the past few decades, a series of observational results have indicated that many processes in the most massive and luminous galaxies, including star formation (Cowie et al. 1996; Madau et al. 1998; Pérez-González et al. 2008) and quasar accretion (Richards et al. 2006; Labita et al. 2009; Steinhardt & Elvis 2010), occur earlier than in less massive galaxies. The early evolution of star-forming galaxies is further supported by the existence of a population of massive, passive galaxies at $z \sim 2 - 4$ (Glazebrook et al. 2004; Daddi et al. 2005; Carollo et al. 2013; Ilbert et al. 2013; Straatman et al. 2014), which must have been massive star-forming galaxies at high redshift similar to those reported by SPLASH and CANDELS (Toft et al. 2012). Furthermore, $\text{Fe II}/\text{Mg II}$ ratios in high-redshift quasars (Barth et al. 2003; Kurk et al. 2007) and ages derived from template fitting (Maraston et al. 2010) suggest that early, massive galaxies indeed form their stars very rapidly.

In contrast, Λ CDM theory requires that more massive halos generally assemble later than less massive ones. So, reconciling the theory and observations requires that more massive galaxies must evolve far more rapidly than less massive ones. Because the dynamical time increases with mass, this rapid evolution would require a change in the baryonic processes that dominate star formation at lower redshifts. Such a model would predict that the redshift $z \sim 4 - 8$ universe is a period of rapid transition between the initial assembly of massive halos and the quick growth of their stellar populations.

3.1. Similar SFR-stellar Mass Relations

To date, SPLASH and CANDELS find no apparent deviation from properties derived at lower redshift. Instead, they find that the trend toward more and more massive galaxies evolving earlier continues out to $z \sim 6 - 8$. In particular, at $0 < z < 4$ it has been shown that star-forming galaxies lie on a “main sequence,” with a tight correlation between the existing stellar mass and their star-formation rate (cf. Noeske et al. 2007; Peng et al. 2010). An analysis of more than two dozen studies of star-forming galaxies using different techniques for selection, measuring stellar mass, and measuring star-formation rate shows strong agreement in both slope and redshift evolution (Speagle et al. 2014). Early, high-redshift galaxies lie on the extrapolation of this main sequence to $z \sim 6 - 7$.

The star-forming main sequence is well measured for lower-mass objects at $z \sim 5 - 6$, with agreement between SPLASH

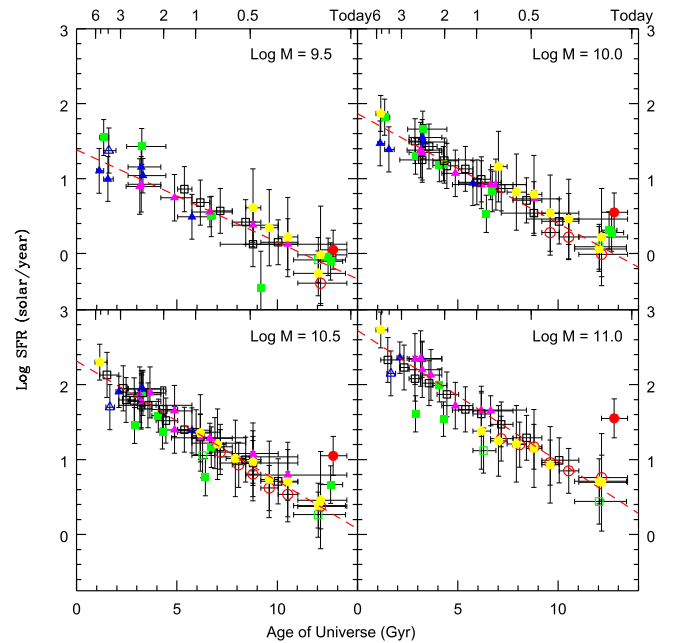


Figure 2. Shown are 96 measurements from 32 studies of the star-forming main sequence (25 of these studies were included in Speagle et al. (2014), with Magnelli et al. (2014), Heinis et al. (2014), Whitaker et al. (2014), Duncan et al. (2014), Schreiber et al. (2015), Pannella et al. (2015), and Salmon et al. (2015) added for this figure) for fixed $M_* = 10^{10.5} M_\odot$ at $0 < z < 6$, adjusted to lie on a common set of calibrations following the prescription derived by Speagle et al. (2014) using 25 of these studies. The horizontal bars indicate the redshift range spanned by each particular observation, while the vertical errors are the true scatter about each MS observation (Speagle et al. 2014). Although these studies use many different methods for determining SFR and stellar mass (blue = UV, purple = UV+IR, red = IR, green = emission lines, yellow = SED fitting, black = radio), they all show good agreement with a best-fit (log) linear evolution determined at $0 < z < 4$ (dotted line), and the highest-redshift measurements are consistent with the extrapolation of that fit out to $z \sim 6$. It therefore seems likely that techniques for estimating stellar masses and star formation rates have not become catastrophically incorrect at $z \sim 6$.

(Steinhardt et al. 2014) and CANDELS (Duncan et al. 2014). Where stellar masses are available, the most massive early galaxies lie directly on the high-mass extrapolation of this main sequence. Because the stellar mass and star-formation rates are measured using different wavelengths, systematic errors from incorrect template fitting would produce incorrect inferred quantities in different ways, and likely produce a population that is inconsistent with the main sequence. Similarly, arbitrary deblending problems would produce outliers lying somewhere arbitrary, and thus were likely off this main sequence.

The redshift evolution of the star-forming main sequence is also well understood at $0 < z < 4$, and the observed $4 < z < 6$ star-forming main sequence has the properties produced by extrapolating that time dependence. The increase in mass toward high redshift of the N most massive star-forming galaxies (one component of what has been termed the “downsizing” problem) is also well measured (van Dokkum et al. 2010; Duncan et al. 2014; Steinhardt & Speagle 2014), and the most massive star-forming galaxies at $z \sim 6$ lie on the extrapolation of the best-fit time dependence at $0 < z < 4$ (Figure 2).

At some point stellar templates derived from low redshift will cease to be valid, but this has yet to be observed. It might be expected that this occurs only when the physics of star formation have changed, perhaps due to very low metallicities

producing a very top-heavy IMF and even Population III stars. If so, templates may continue to be valid well above $z \sim 6 - 8$. At a minimum, it seems clear that they have not become catastrophically incorrect in the redshift range where impossibly early galaxies have been measured.

3.2. Quasar-host Galaxy Relations

A final test of consistency for early, massive star-forming galaxies comes from quasar accretion. It is believed that there is coevolution between a galaxy and its central supermassive black hole. Quasar accretion exhibits similar behavior to star-forming galaxies in the sense that there is “main sequence”-like behavior (Richards et al. 2006; Labita et al. 2009; Steinhardt & Elvis 2010; Shen et al. 2011) with the most luminous quasars becoming more luminous and having larger black hole masses toward higher redshift. Indeed, there has historically been an “impossibly early black hole” problem similar to the impossibly early galaxies presented in this work (Mortlock et al. 2011; cf. Madau & Rees 2001; Bromm & Loeb 2003; Carr 2003), although as we discuss, the star formation problem appears to be more difficult to solve.

One parameterization of the similarity between the redshift evolution of quasars and star-forming galaxies is to note that the ratio of M_* for most massive star-forming galaxies to M_{BH} for the most massive quasars is observed to be approximately 30:1 at all fixed redshifts (as shown by Steinhardt & Speagle 2014 from a literature compilation). The $\log M_*/M_\odot \sim 11.2$ galaxies at $z \sim 6$ in SPLASH have a similar ratio with early, massive quasars such as the $\log M_{\text{BH}}/M_\odot \sim 10.08$ quasar recently reported at $z = 6.4$ (Wu et al. 2015). Because virial black hole mass estimates have very different systematic uncertainties than stellar mass estimates, that this ratio continues to hold is additional evidence that the properties inferred for impossibly early galaxies are likely reasonable.

Certainly at some sufficiently high redshift, these various scaling relations and correlations should break down, but again this has yet to be observed. The key point is that the observed high-redshift population of star-forming galaxies follows the expected redshift evolution determined observationally from many lower-redshift surveys. Even the most massive, highest-redshift objects are found and analyzed using the same standard techniques that have been verified to be successful at lower redshift. They are remarkable solely because of the discrepancy between observation and Λ CDM, not because of the data.

4. LUMINOSITY FUNCTIONS AS PROBES OF HALO MASS

UV luminosity functions are one of the cheapest and most robust observations to obtain at high redshift, and can be converted to halo masses by assuming a halo-mass to light ratio. Indeed, most of the high-redshift data shown in Figure 1 and all of those at $z > 6$ are derived from monochromatic UV luminosity functions (McLure et al. 2009; Lee et al. 2012; Bouwens et al. 2015a, 2015b), which were the only observations available. The main advantage of this technique over mass functions is that it places most of the potentially large uncertainty into the halo-mass to light ratio, which can be parameterized in a single model where it can be analyzed more clearly. In contrast, mass functions place much of the uncertainty in the details of the diverse set of SED model fit to each individual galaxy, where they can be difficult to understand (Conroy et al. 2009).

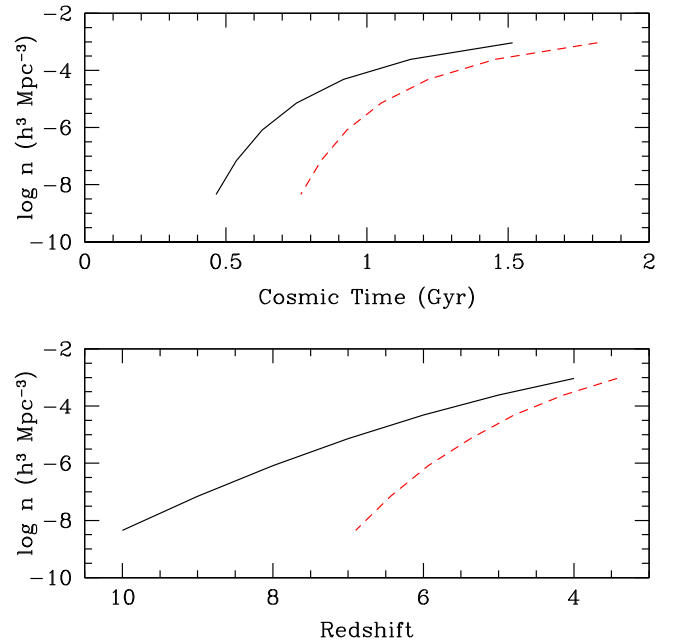


Figure 3. Number density of $10^{12}M_\odot$ halos (black, solid) from theoretical predictions and corresponding number density (i.e., point on a luminosity function) for star-forming galaxies (red, dashed) for a toy model in which the stars form 300 Myr after halo virialization. There is a characteristic time for forming such halos, seen as a sharp rise in number density over time (top) or toward higher redshift (bottom). Although the rise in the number density of halos and (300 Myr later) galaxies is equally fast in time, because of the age-redshift relation the rise in galaxies, which takes place at a later time and lower redshift, appears sharper with respect to redshift. Because the evolution of mass and luminosity functions is typically shown in terms of redshift evolution, this means that a sharp rise in number density of halos appears to produce an even sharper observed evolution in the corresponding luminosity function.

In addition to uncertainty in the correspondance between halo mass and UV luminosity, comparing observations with theory also requires matching observations of galaxies in the midst of star formation with theoretical predictions about the time at which their halo was formed. After all, galaxies likely do not emerge fully formed at the moment a halo virializes; the dark matter merely has to collapse gravitationally, while baryons get a later start at small masses (cf. Haiman & Loeb 1997) and must clump and cool to form stars. If this process typically takes, for example, 300 Myr for every galaxy due to dynamical considerations, then a sharp rise in the halo-mass function as predicted from redshift 8.0 to 4.0 would lead to a sharp rise in the UV luminosity function for corresponding galaxies from redshift 6.0 to 3.4. More generally, in a matter-dominated universe, $dz/dt \propto t^{-5/2}$. Thus, delays between halo (smaller t) and galaxy formation (larger t) lead to the UV luminosity function evolving equally rapidly with time, but *over a smaller range in redshift* and producing a more noticeable effect observationally (Figure 3).

These two uncertainties—how to match star-forming galaxy UV luminosities to halo formation in both mass and time—lie at the heart of the key open questions concerning early galactic evolution. Determining these two parameters requires a better understanding of several key aspects of galactic evolution. The time delay between assembly and later evolution depends upon the relationship between halo formation and the evolution of the galaxies that evolve inside those halos. Constraining the luminosity to halo-mass ratio involves constraining the high-redshift initial mass function, dust content, and other processes

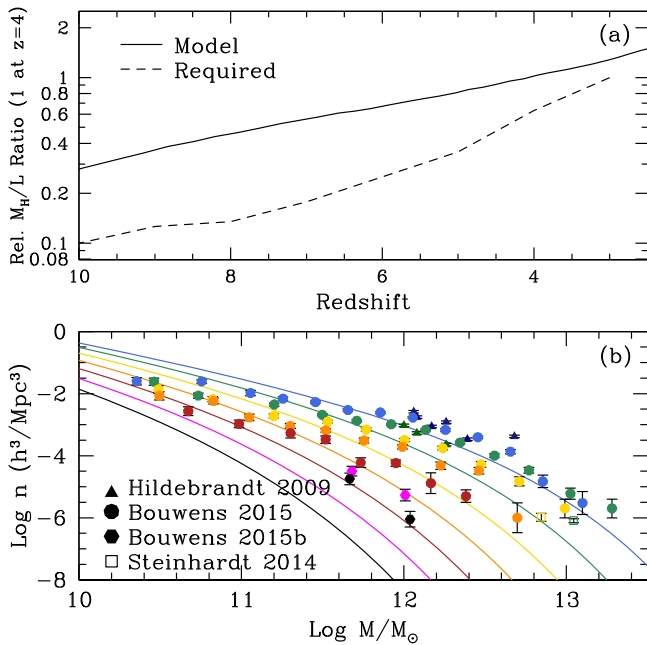


Figure 4. (a) Expected halo mass to monochromatic UV luminosity ratio, along with the required evolution to reconcile observation with theory, and (b) resulting corrected halo-mass functions derived as in Figure 1 with $M_{\text{halo}}/L_{\text{UV}}$ evolving due to a stellar population starting at low metallicity at $z = 12$ and aging along the star-forming main sequence, as described in Section 4.1.1. Such a model would be reasonable given observational constraints, but cannot produce agreement between measured UV luminosity functions and simulated halo-mass functions.

involved in the formation of the first large stellar populations made by galaxies.

Because there is very little degeneracy between shifts in mass and time, if both the UV luminosity function and halo-mass function are well measured independently, it should be possible to determine both shifts. Indeed, such a determination is the core idea behind abundance matching, which is using a combination of theoretical predictions and measurements of number density to “match” halos with galaxies (e.g., Lee et al. 2009; Behroozi & Silk 2015; Finkelstein et al. 2015). What we find, however, is that this matching process seems to fail at high redshift. As shown in Figure 1, matching halos with galaxies would require that galaxies live in halos that are so small they are unphysical, in extreme cases less than a factor of three higher than stellar masses. Further, the sharp high-mass evolution in the halo-mass function has no observed counterpart in luminosity functions, either at high redshift or over a similar period of time at lower redshift.

4.1. Halo-Mass to Light Ratio Evolution

Out to $z = 4.7$, several studies (Hildebrandt et al. 2009; McLure et al. 2009; Ouchi et al. 2009; Lee et al. 2012; Finkelstein et al. 2015) are consistent with a nearly constant halo-mass to light ratio. However, this ratio must evolve at higher redshifts to reconcile the UV luminosity function with hierarchical merging (Figure 1). There are two ways this might occur: halos might be more efficient at producing stars than previously believed or stars might produce more UV light per unit stellar mass than at lower redshift.

In order to determine the best explanation, consider the size of the change in the halo-mass to luminosity ratio that would be

required to reconcile observation with theory. At a fixed monochromatic luminosity of, for example, $M_{1600,AB} = -21$, there is a 1.5 dex decrease in number density from $z = 4$ to 8 (Bouwens et al. 2015a). At $z \sim 4$, clustering analysis shows that this corresponds to a halo mass of $\log M_{\text{Halo}}/M_{\odot} = 12.4$ (Hildebrandt et al. 2009). In the most (very likely overly) optimistic scenario, in which stars instantly come into existence so that there is no time delay between halo and galaxy formation, the observed number density for $M_{1600,AB} = -21$ galaxies at $z = 8$ corresponds to the number density of $\log M_{\text{Halo}}/M_{\odot} = 11.6$ halos. Thus, a sharp evolution of 0.8 dex in $M_{\text{Halo}}/L_{\text{UV}}$ would be required from $z = 4$ to 8. We consider in the remainder of this section whether this evolution is plausible.

4.1.1. Stellar Evolution Models

Evolution in the halo-mass to light ratio could be considered to be dominated by four effects:

1. *Stellar Evolution*: in a typical stellar population, the luminosity is dominated by massive stars, but the stellar mass (which is used to estimate the halo mass) is dominated by low-mass stars. As a result, the mass to light ratio is higher for older stellar populations. Assuming galaxies at $z = 8$ have younger stellar populations than $z = 4$, this effect acts in the direction of reconciling observation with theory. Increasing metallicity associated with maturing stellar populations enhances this effect.
2. *Changing IMF*: if the initial mass function (IMF) is top-heavy at high redshift, as expected for Pop. III stars, this would again act to decrease the mass to light ratio. However, the IMF is expected to be similar at all $z < 8$ based upon analogous low-redshift systems (Fagotto et al. 1994; Dias et al. 2010), and therefore to have no impact on impossibly early galaxies (Section 4.1.2).
3. *Evolving Dust Corrections*: very few galaxies with photometric $z > 4$ are selected as highly dusty (cf. Ilbert et al. 2010), so a strong reduction in extinction from current models is not plausible. However, if they were dusty, an increase in extinction would increase the halo mass to monochromatic UV luminosity ratio, making the halos containing early galaxies even more massive than currently measured.
4. *Merging and Time Delays*: clustering and merging results in the addition of halo mass and stellar mass to galaxies, as well as additional gas that will eventually form stars. A merger of two large objects with the same mass to light ratio will yield a galaxy with that same ratio. However, more gradual accretion of both dark matter and the gas capable of forming stars will produce an immediate increase in halo mass but delayed increase in stellar mass, making the typical halo-mass to light ratio larger at $z = 8$ than at $z = 4$. This would make the problem worse because galaxies at the same luminosity would now reside in even more massive halos, which have a lower number density and later virialization time. For example, Behroozi & Silk (2015) find that a $10^{10}M_{\odot}$ galaxy at $z = 7$ should correspond to a $10^{12.9}M_{\odot}$ halo, whereas we have assumed based upon lower-redshift measurements that its halo was below $10^{12}M_{\odot}$.

Thus, the best-case realistic scenario for producing early, luminous galaxies is one in which an isolated stellar population

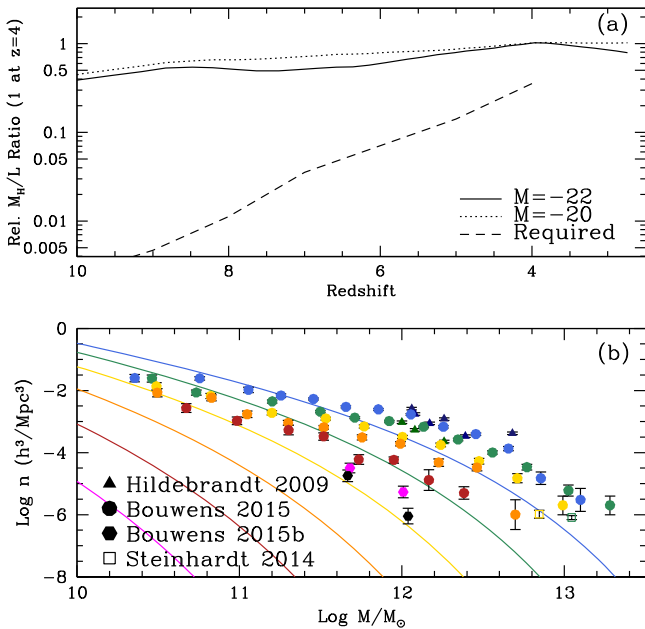


Figure 5. Halo mass and UV luminosity functions for a population evolving due to (1) a stellar population starting at low metallicity at $z = 12$ and aging along the star-forming main sequence, as described in Section 4.1.1; (2) observed evolution in mean extinction as a function of redshift and luminosity; and (3) a 300 Myr time delay between dark matter accretion and star formation within halos, so that the observed UV luminosity functions are compared with merger simulation results at higher redshifts. (a) Expected halo-mass to monochromatic UV luminosity ratio at two different absolute magnitudes, along with the required evolution in the halo-mass to luminosity ratio to reconcile observation with theory. Observed dust corrections are magnitude-dependent, and therefore so is the mass to light ratio. (b) Resulting corrected observational halo-mass functions derived as in Figure 1, with theoretical halo-mass functions shifted by an additional 300 Myr time delay, so that the yellow $z = 6.00$ ($t = 0.954$ Gyr) observationally derived halo masses are matched with a yellow $z = 8.01$ ($t = 0.654$ Gyr) halo-mass function. Such a model fits well with current observational constraints, but cannot reconcile observation with theory.

is aging as rapidly as possible (#1) and there is no evolution in dust (#3) or time delay between infall and star formation (#4). We model the halo-mass to light ratio (Figure 4(a)) from an initial stellar population that formed in one rapid burst, perhaps as early as $z = 12$ (Planck Collaboration et al. 2015), followed by evolution along the star-forming main sequence until its observed at $z = 4 - 8$. If the time dependence of the star-forming main sequence at $z > 6$ can be extrapolated from the best-fit evolution at $z < 6$ (as determined by, e.g., Speagle et al. 2014), it will be nearly constant at higher redshifts because of the short gap in elapsed time. Thus, $\text{SFR} \propto M_*^{0.7}$, with the stellar age increasing from an initial small value to asymptotically approach 50–150 Myr, depending upon redshift. This is insufficient to reconcile observation with theory (Figure 4(b)).

The most likely scenarios are even more difficult to reconcile with theory. We model the evolution of the halo-mass to light ratio (Figure 5(a)) as above, but further include a 300 Myr delay (cf. Wong 2009) between merging and resulting star formation motivated by dynamical timescales, so that the luminosity function at time t is used to predict the halo-mass function at $t - 300$ Myr. The halo-mass functions in Figure 5(b) are colored to match the redshift of the corresponding luminosity function, so that the yellow $z = 6.00$ ($t = 0.954$ Gyr) observationally derived halo masses

are matched with a yellow $z = 8.01$ ($t = 0.654$ Gyr) halo-mass function.

We additionally include dust evolution as in Bouwens et al. (2015a) from $z = 8$ to $z = 4$. This has no effect on halo-mass estimates derived from clustering and from template fitting that already includes extinction, but will alter halo masses estimated from UV luminosities. For the purposes of this model, we take the $z = 4$ abundance matching–derived halo-mass to UV luminosity ratios as correct, then apply an additional correction at higher redshift to account for evolution in the mean extinction at that luminosity between that redshift and $z = 4$. The resulting comparison between observation and theory (Figure 5(b)) is likely our best model given current data, and produces a larger disagreement than the models previously discussed.

Perhaps the most realistic idea along these lines would be to create all of the stars directly at $z = 8$, in which case the age-zero stellar population decreases the halo-mass to light ratio sufficiently to produce a match between the $z = 8$ halo-mass and UV luminosity function. However, this would require these galaxies to have stellar populations nearly 1 Gyr old (and thus appear passive) by $z = 4$, and there should be a significant population of high-redshift starbursting galaxies. Instead, massive galaxies at these redshifts are almost exclusively star-forming (Ilbert et al. 2010, 2013; Lee et al. 2012; Stefanon et al. 2013; Steinhardt et al. 2014), typically with < 100 Myr old stellar populations. Furthermore, there is an apparent drop in the density of extreme starburst galaxies toward higher redshift (Casey et al. 2012), contradicting the required evolution.

Even discarding these apparently contradictory observations, this sharp shift is not quite enough to reconcile observed luminosities with halo-mass functions because these stellar populations must then age. In this unphysical model it is possible to drive the inferred stellar masses low enough to avoid a problem directly at the redshift when all of the star formation is assumed to take place ($z = 8$ in this example), but it will reappear a short time later and the conflict is just as bad by $z = 6$.

Another approach is to allow an inconsistency between halo masses and inferred baryon masses in order to match halo mass with light. Finkelstein et al. (2015) used mass to light ratios to determine M_* and abundance matching to determine M_{Halo} from CANDELS, which requires that $M_{\text{Halo}}/M_{\text{baryon}}$ appears to evolve from $\sim 40:1$ at $z \sim 8$ to $\sim 100:1$ by $z \sim 4$, similar to the overall ratio of 70:1 by low redshift (Planck Collaboration et al. 2015). In the absence of exotic high-energy physics, dark matter would collapse at least as early as baryons. Therefore, it is difficult to explain how this ratio can increase over time.

However, a stellar population aging due to evolution along the star-forming main sequence provides an alternative explanation. Consider a low-metallicity galaxy beginning with a rapid starburst at $z = 10$, followed by main sequence star formation. As the galaxy grows, the average age of the stellar population increases as well and M_*/L_{UV} increases from $z = 8$ to $z = 4$. Using the $z = 4$ value of M_*/L_{UV} at all redshifts will correctly estimate M_* at $z = 4$, but overestimate M_* by a factor of 2–3 at $z = 8$. Assuming that M_{baryon}/M_* remains constant, correcting the stellar masses would produce $M_{\text{Halo}}/M_{\text{baryon}} \sim 100:1$ at $z = 8$. Thus, a reasonable evolution in the age of stellar populations could reconcile abundance matching with our expectation of constant $M_{\text{Halo}}/M_{\text{baryon}}$ and

Table 1

Various Combinations of Parameters Producing the Observed Number Density of $10^{11}M_{\odot}$ Galaxies at $z = 5.5$, as Described in Section 5

Halo Occ.	Baryon Frac	SF Time	$M_{\text{halo}}/M_{\odot}$	z_{form}
10%	100%	Instant	5×10^{11}	5.5
100%	30%	Instant	2×10^{12}	5.5
100%	100%	150 Myr	5×10^{11}	6.4
100%	10%	(−1.1 Gyr)	5×10^{12}	3.0

M_{baryon}/M_{*} if the problems with relative density and assembly time of the halos are ignored.

4.1.2. Other Explanations

Are there other ways to rapidly change the halo-mass to UV luminosity ratio to explain the observed mismatch? One possibility is to allow for rapid evolution in the initial mass function (IMF). The IMF is expected to be substantially the same across cosmic time, even at $Z \sim 0.01$, similar to what is seen in the lowest-metallicity stellar populations in nearby dwarf galaxies (Fagotto et al. 1994; Dias et al. 2010). Thus, a much top-heavier IMF would either require a new understanding of early star formation, or even the possibility that at $z = 6$ residual massive stars from early stellar populations that formed at even lower metallicities remained. Because massive main sequence stars have very short lifetimes, this is also unlikely.

The other possibility is that the halo-mass to stellar mass ratio might have evolved. The standard ratio comes from a combination of expecting that 10% of baryons have condensed into stars (Leauthaud et al. 2012) and that there is a 6:1 dark matter to baryonic matter ratio (Planck Collaboration et al. 2015). To change this ratio by 0.8 dex would either require a complete absence of dark matter at $z = 8$ or that nearly 100% of baryons end up in stars at high redshift, both of which would likely require new physics that also alters halo-mass functions.

In conclusion, a possible solution for the disagreement between hierarchical merging and observation is a change in our theory of early star formation, so that we cannot easily convert between observed luminosities and halo mass. Such a solution would be intriguing in its own right, with implications discussed further in Section 6.

4.1.3. Dangers of Abundance Matching

Abundance matching compels agreement between observation and theory, even though it often comes at the expense of having a strong physical motivation for such a model. As a result, it can be difficult to understand exactly what it means for abundance matching to have succeeded or failed. Since any pair of continuous functions can be matched in a way that is empirically correct at that redshift, abundance matching will always be successful in some sense, and it is difficult to select only the physically meaningful matches from a technique that includes no underlying physics.

Perhaps, then, abundance matching should really be thought of as an extension of the physical model that produces a halo-mass function. Combining that model with observations produces additional constraints that essentially become part of the theory, and must be predicted for that theory to be complete. For example, in this work we have shown that

Λ CDM requires rapid, major changes in the properties of star-forming galaxies between $z = 4$ and $z = 8$. A logical conclusion is that either a mechanism for those changes must be incorporated into Λ CDM or the model must be rejected. As shown earlier in this section, producing such a mechanism appears difficult, but there is also a large number of possible models that could be developed.

One of the reasons for that large parameter space is that the galaxy luminosity function is a degenerate combination of many different properties. This is why we can conclude that Λ CDM requires a sharp break in typical galactic properties between $z = 4$ and $z = 8$, but cannot specify precisely which properties must change rapidly. Many parameters, including the initial mass function, stellar population age, star-formation efficiency, extinction, and differential clustering between baryons and dark matter combine to produce this discontinuous behavior. As a result, it is possible to pick nearly any subset of these parameters and abundance match in a way that avoids rapid evolution, but always at the cost of sharp changes in some of the others.

For example, Trac et al. (2015) report that the star-formation efficiency is sharply variable as a function of both mass and redshift, and Finkelstein et al. (2015) express it as an increasing baryon fraction (see also Section 4.1.1). Behroozi & Silk (2015) choose to report an overall halo-mass to light ratio, allowing it to vary sharply with both mass and redshift. In an alternative approach, Mashian et al. (2015) match observation with theory to make a prediction at $z > 10$ by removing the continuity requirement, so that the galaxies have no consistent history, allowing mass to be both added and subtracted in any quantities necessary to match halo-mass functions at each redshift.

In this work, galactic evolution is expressed with respect to redshift, but because observations at different redshifts are also viewing different ranges in both stellar and (presumably) halo mass, we note that in many studies this has instead been expressed with respect to a combination of both mass and redshift. Similarly, where necessary we compare different quantities by assuming that galactic scaling ratios determined at lower redshift continue to hold, even though sharp changes in those relations might also be consistent with all existing observations. Ultimately, the proper way to express this effect depends upon its cause, and as we have shown, the most likely astrophysical effects seem incapable of producing such rapid evolution given our current understanding.

5. PRODUCING MASSIVE GALAXIES IN EARLY HALOS

Having considered the extent to which observations of high-redshift galaxies might allow multiple interpretations, it is important to do the same for our theoretical understanding of hierarchical merging. Although the baryonic physics involved in star formation is quite complex and multiple definitions of halo mass are used to describe the results of simulations, there is broad consensus on how dark matter behaves and on the number density and size of the massive halos that they form. Explaining an observed number density of galaxies in terms of the density of formed halos depends upon three parameters: (1) The fraction of halos containing a galaxy or halo occupation rate, which is measured to be $\sim 40\%$ at $z \sim 5$ (Hildebrandt et al. 2009); (2) The fraction of baryons converted into stars, which can be parameterized and is 10% at low redshift (Leauthaud et al. 2012); and (3) The amount of time required

after virialization for those stars to have formed, which will translate into a halo-mass to light ratio and is parameterized by stellar population models. We display in Table 1 various combinations of these parameters could produce the observed number density of $2 \times 10^{-5} \text{ Mpc}^{-3}$ for $M_* = 10^{11} M_\odot$ galaxies at $z = 5.5$.

We find that each of these combinations requires implausible physics—such as 100% of baryons being turned into stars instantly upon halo virialization or 10% of baryons forming stars over 1 Gyr before the dark matter halo virializes—or it contradicts other observational results. For example, several combinations require halo masses below $10^{12} M_\odot$. However, at $3.1 < z < 4.7$, Hildebrandt et al. (2009) used clustering measurements in CFHTLS to find that galaxies at 25.5 mag are found in halos of $\log M_{\text{halo}}/M_\odot = 12.3$. A similar ratio would yield $\log M_{\text{halo}}/M_\odot = 12.8$ for massive galaxies at $z = 6$. Finkelstein et al. (2015) use CANDELS observations to argue that the dark matter to baryon ratio decreases toward higher redshift, so that the halo-mass to stellar mass ratio is 50:1 at $z = 6$ and 40:1 at $z = 7$. This would correspond to $\log M_{\text{halo}}/M_\odot = 12.7$.

In summary, solutions that give a plausible halo occupation fraction require an implausibly short timescale for star formation, a much higher fraction of baryons to be converted into stars than the 10% in current models, or both. Any solution with a standard ratio between the halo-mass and stellar mass of between 50:1 and 100:1 ($M_{\text{halo}} = 5 \times 10^{12} - 10^{13} M_\odot$) requires most of the star formation to occur well in advance of initial collapse and virialization.

5.1. Massive Galaxies in Merger Simulations

Extensive effort has been put into studying the formation of massive galaxies and their dark matter halos through numerical simulations. The vast difference in both scale and dominant physical processes between hierarchical merging and star formation means that simulations cannot investigate both processes directly, but rather use semi-analytical prescriptions for connecting the properties of massive galaxies to their halos.

These prescriptions attempt to model baryonic physics on a very macroscopic level and are drawn from lower-redshift relationships observed between galaxies and their host halos. However, extrapolating these relationships often leads to unphysical results: the Millennium simulation (Springel et al. 2005) can produce $M_* = 10^{11} M_\odot$ galaxies at $z = 6$, but they live in dark matter halos with $M = 10^{11.3} M_\odot$. This is a very small halo-mass to stellar mass ratio on several fronts: Theoretically, it would require the baryons to cluster in advance of much of the dark matter, as well as very nearly all baryons to have ended up in stars by $z = 6$. Observationally, it would be in conflict with the Hildebrandt et al. (2009) and Finkelstein et al. (2015) halo-mass to stellar mass ratios discussed in the previous section.

The Illustris simulation (Vogelsberger et al. 2014b; Sparre et al. 2015; Wellons et al. 2015) picks a set of baryonic relationships that avoids these unphysical extrapolations, resulting in a stellar mass function and luminosity function that look similar to the halo-mass function. As a result, the simulated number densities of massive galaxies are consistent with observations out to $M_* \sim 10^{10} M_\odot$ at $z \sim 4 - 6$, but very few galaxies are produced with $M_* > 10^{10.5} M_\odot$, which disagrees with the observed number densities at that mass and redshift.

The conclusion from these simulations is that there is broad consensus on the halo-mass function, but considerable freedom in matching those halo masses to galactic properties. Even given that freedom, matching observations would require that either stellar masses are vastly overestimated or there is a sharp disconnect between the baryons in massive galaxies and their dark matter halos. Specifically, simulations are consistent with typical galaxies at these redshifts, but cannot produce the earliest, most massive galaxies seen at $z > 4$ with the introduction of reasonable physics. Rather, then, understanding these galaxies appears to require additional physics not yet included in these simulations, whether baryonic physics relating to star formation or high-energy physics altering the timing of massive halo formation.

6. DISCUSSION

We have shown that recent observations of high-redshift galaxies are inconsistent with current theoretical models of galactic assembly. As a general principle, when theory and observation disagree, it is historically best to believe the observational result. However, in this case the observations also rely on untested theoretical assumptions about stellar evolution. Thus, something is wrong, but what? We can divide the possible flaws and explanations into three possible categories:

1. *Failed Template Fitting or Redshift Determination*: if the measurements are wrong, it is most likely not in the redshifts (as spectroscopic redshifts exist for many, albeit less massive galaxies at $z > 5$) but rather in the assumption that templates derived from lower-redshift galaxies can be used at $z = 6$. This implies that the halo-mass to monochromatic luminosity ratio changes sharply above $z = 4$. As discussed in Section 4.1, the most likely explanation for this evolution would be a sharply top-heavier IMF at higher redshifts. This can potentially be tested in the near future using supernova rates, and certainly following the launch of *James Webb Space Telescope (JWST)*.

Follow-up spectroscopy confirmed that low-redshift templates yielded correct results for inferred quantities such as stellar mass out to $z < 3$. If this breaks down by $z \sim 6$, it would mean that purely photometric surveys are now insufficient, and new models must be developed and observationally tested by *JWST*. It is inevitable that astronomers must encounter this problem, but would be unpleasant to discover that it happens at a lower redshift than currently believed.

2. *New Clustering Physics*: another possibility is that halos indeed collapse earlier than allowed by current models, something that would also simultaneously solve the high-redshift massive quasar problem. Current collapse times are derived from gravity acting on perturbations that can be confirmed using cosmic microwave background measurements, and therefore a much more rapid collapse of the halos would require the introduction of new high-energy physics. Possible solutions here might then provide exciting new constraints on the nature of dark energy or dark matter. It should be noted that many dark matter models under current consideration are warm dark matter, which would suppress the $z \sim 6$ halo-mass function rather than enhance it (Gao & Theuns 2007).

Dark energy with $w > -1$ could enhance early structure formation, although cosmic microwave background observations (Planck Collaboration et al. 2015) create considerable tension with the $w > -0.95$ required to solve this problem (O’Hara et al. 2006; Gladders et al. 2007).

3. *Early Star Formation*: a baryonic solution is instead to allow main sequence star formation much earlier than the initial collapse of halos. Such ideas would need to evade difficult constraints from low-redshift observations, as well as solve the problem of cooling to form small stars at low metallicities. We further note that if initial stars form in small clumps rather than in fully formed protogalaxies, the “clumpiness factor” in reionization (Ouchi et al. 2009) will be much higher than expected, resulting in far more rapid reionization from star formation alone than currently expected. If so, this will be evident in infrared background fluctuation measurements.

All three answers carry major consequences for both our current understanding of the initial stages of galactic formation and our future plans for studying high-redshift galaxies. So, better observations are needed. There is considerable hope that follow-up observations will help determine whether the first of these three explanations is the right one.

Rather than speculate as to which explanation is best, we instead stress that the high-mass objects coming out of high-redshift surveys are now critically important. Future surveys should concentrate on finding and characterizing these objects in sufficient numbers to constrain how these galaxies and their halos co-evolve. Because the earliest, most massive galaxies are rare, wide area surveys on the $>1^\circ$ scale will be needed. These objects are no longer merely an extra point or two in the last panel of a figure, but rather pose a key problem at the heart of high-redshift extragalactic astronomy, and need to be given corresponding attention.

The authors would like to thank Michaela Bagley, Peter Behroozi, Rycharde Bouwens, Andreas Faisst, Steven Finkelstein, Hendrik Hildebrandt, Alexander Karim, Olivier Le Fevre, Nick Lee, Surhud More, Dave Sanders, Johannes Staguhn, and Dominic Yurk for helpful comments.

REFERENCES

Barth, A. J., Martini, P., Nelson, C. H., & Ho, L. C. 2003, *ApJL*, 594, L95
 Behroozi, P. S., & Silk, J. 2015, *ApJ*, 799, 32
 Bouwens, R. J., Illingworth, G. D., Oesch, P. A., et al. 2015a, *ApJ*, 803, 34
 Bouwens, R. J., Oesch, P. A., Labbe, I., et al. 2015b, arXiv:1506.01035
 Bromm, V., & Loeb, A. 2003, *ApJ*, 596, 34
 Caputi, K. I., Ilbert, O., Laigle, C., et al. 2015, *ApJ*, 810, 73
 Carollo, C. M., Bschorr, T. J., Renzini, A., et al. 2013, *ApJ*, 773, 112
 Carr, B. J. 2003, in *Quantum Gravity: From Theory to Experimental Search*, Vol. 631, ed. D. Giulini, C. Kiefer, & C. Laemmerzahl (Berlin: Springer)
 Casey, C. M., Berta, S., Béthermin, M., et al. 2012, *ApJ*, 761, 140
 Conroy, C., Gunn, J. E., & White, M. 2009, *ApJ*, 699, 486
 Cowie, L. L., Songaila, A., Hu, E. M., & Cohen, J. G. 1996, *AJ*, 112, 839
 Daddi, E., Renzini, A., Pirzkal, N., et al. 2005, *ApJ*, 626, 680

Dias, B., Coelho, P., Barbuy, B., Kerber, L., & Idiart, T. 2010, *A&A*, 520, A85
 Duncan, K., Conselice, C. J., Mortlock, A., et al. 2014, *MNRAS*, 444, 2960
 Fagotto, F., Bressan, A., Bertelli, G., & Chiosi, C. 1994, *A&AS*, 105, 29
 Finkelstein, S. L., Song, M., Behroozi, P., et al. 2015, *ApJ*, 814, 95
 Fontana, A., Salimbeni, S., Grazian, A., et al. 2006, *A&A*, 459, 745
 Gao, L., & Theuns, T. 2007, *Sci*, 317, 1527
 Gladders, M. D., Yee, H. K. C., Majumdar, S., et al. 2007, *ApJ*, 655, 128
 Glazebrook, K., Abraham, R. G., McCarthy, P. J., et al. 2004, *Natur*, 430, 181
 Grazian, A., Fontana, A., Santini, P., et al. 2015, *A&A*, 575, A96
 Grogin, N. A., Kocevski, D. D., Faber, S. M., et al. 2011, *ApJS*, 197, 35
 Haiman, Z., & Loeb, A. 1997, *ApJ*, 483, 21
 Heinis, S., Buat, V., Béthermin, M., et al. 2014, *MNRAS*, 437, 1268
 Hildebrandt, H., Pielorz, J., Erben, T., et al. 2009, *A&A*, 498, 725
 Ilbert, O., McCracken, H. J., Le Fèvre, O., et al. 2013, *A&A*, 556, A55
 Ilbert, O., Salvato, M., Le Floc’h, E., et al. 2010, *ApJ*, 709, 644
 Koekemoer, A. M., Faber, S., Ferguson, H., et al. 2011, *ApJS*, 197, 36
 Kurk, J. D., Walter, F., Fan, X., et al. 2007, *ApJ*, 669, 32
 Labita, M., Decarli, R., Treves, A., & Falomo, R. 2009, *MNRAS*, 399, 2099
 Leauthaud, A., Tinker, J., Bundy, K., et al. 2012, *ApJ*, 744, 159
 Lee, K.-S., Ferguson, H. C., Wiklind, T., et al. 2012, *ApJ*, 752, 66
 Lee, K.-S., Gialvalisco, M., Conroy, C., et al. 2009, *ApJ*, 695, 368
 Lovell, M. R., Frenk, C. S., Eke, V. R., et al. 2014, *MNRAS*, 439, 300
 Madau, P., Pozzetti, L., & Dickinson, M. 1998, *ApJ*, 498, 106
 Madau, P., & Rees, M. J. 2001, *ApJL*, 551, L27
 Magnelli, B., Lutz, D., Saintonge, A., et al. 2014, *A&A*, 561, A86
 Maraston, C., Pforr, J., Renzini, A., et al. 2010, *MNRAS*, 407, 830
 Mashian, N., Oesch, P., & Loeb, A. 2015, *MNRAS*, 455, 2101
 McLure, R. J., Cirasuolo, M., Dunlop, J. S., Foucaud, S., & Almaini, O. 2009, *MNRAS*, 395, 2196
 Mortlock, D. J., Warren, S. J., Venemans, B. P., et al. 2011, *Natur*, 474, 616
 Murray, S. G., Power, C., & Robotham, A. S. G. 2013, *A&C*, 3, 23
 Noeske, K. G., Weiner, B. J., Faber, S. M., et al. 2007, *ApJL*, 660, L43
 O’Hara, T. B., Mohr, J. J., Bialek, J. J., & Evrard, A. E. 2006, *ApJ*, 639, 64
 Ouchi, M., Mobasher, B., Shimasaku, K., et al. 2009, *ApJ*, 706, 1136
 Pannella, M., Elbaz, D., Daddi, E., et al. 2015, *ApJ*, 807, 141
 Peng, Y.-j., Lilly, S. J., Kovač, K., et al. 2010, *ApJ*, 721, 193
 Pérez-González, P. G., Rieke, G. H., Villar, V., et al. 2008, *ApJ*, 675, 234
 Planck Collaboration, Ade, P. A. R., Aghanim, N., et al. 2015, arXiv:1502.01589
 Richards, G. T., Strauss, M. A., Fan, X., et al. 2006, *AJ*, 131, 2766
 Salmon, B., Papovich, C., Finkelstein, S. L., et al. 2015, *ApJ*, 799, 183
 Schaerer, D., & de Barros, S. 2010, *A&A*, 515, A73
 Schreiber, C., Pannella, M., Elbaz, D., et al. 2015, *A&A*, 575, A74
 Shen, Y., Richards, G. T., Strauss, M. A., et al. 2011, *ApJS*, 194, 45
 Sheth, R. K., Mo, H. J., & Tormen, G. 2001, *MNRAS*, 323, 1
 Sparre, M., Hayward, C. C., Springel, V., et al. 2015, *MNRAS*, 447, 3548
 Speagle, J. S., Steinhart, C. L., Capak, P. L., & Silverman, J. D. 2014, *ApJS*, 214, 15
 Springel, V., White, S. D. M., Jenkins, A., et al. 2005, *Natur*, 435, 629
 Stark, D. P., Schenker, M. A., Ellis, R., et al. 2013, *ApJ*, 763, 129
 Stefanon, M., Marchesini, D., Rudnick, G. H., Brammer, G. B., & Whitaker, K. E. 2013, *ApJ*, 768, 92
 Steinhart, C. L., & Elvis, M. 2010, *MNRAS*, 406, L1
 Steinhart, C. L., & Speagle, J. S. 2014, *ApJ*, 796, 25
 Steinhart, C. L., Speagle, J. S., Capak, P., et al. 2014, *ApJL*, 791, L25
 Straatman, C. M. S., Labbé, I., Spitler, L. R., et al. 2014, *ApJL*, 783, L14
 Toft, S., Gallazzi, A., Zirm, A., et al. 2012, *ApJ*, 754, 3
 Trac, H., Cen, R., & Mansfield, P. 2015, *ApJ*, 813, 54
 van Dokkum, P. G., Whitaker, K. E., Brammer, G., et al. 2010, *ApJ*, 709, 1018
 Vogelsberger, M., Genel, S., Springel, V., et al. 2014a, *MNRAS*, 444, 1518
 Vogelsberger, M., Genel, S., Springel, V., et al. 2014b, *Natur*, 509, 177
 Wellons, S., Torrey, P., Ma, C.-P., et al. 2015, *MNRAS*, 449, 361
 Whitaker, K. E., Franx, M., Leja, J., et al. 2014, *ApJ*, 795, 104
 Wong, T. 2009, *ApJ*, 705, 650
 Wu, X.-B., Wang, F., Fan, X., et al. 2015, *Natur*, 518, 512